

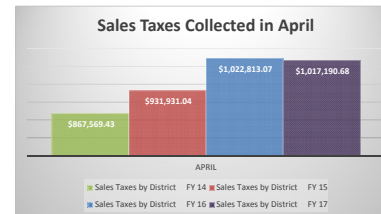
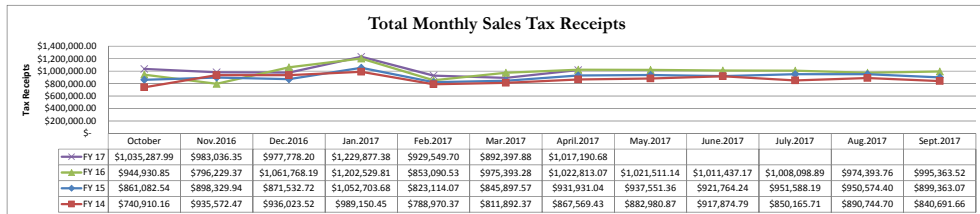
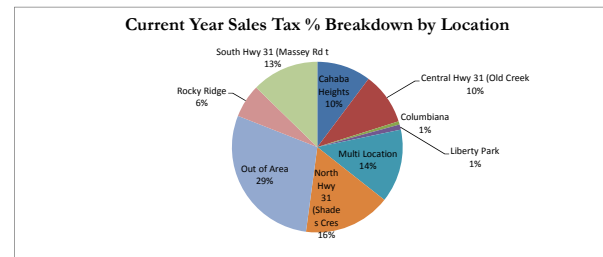
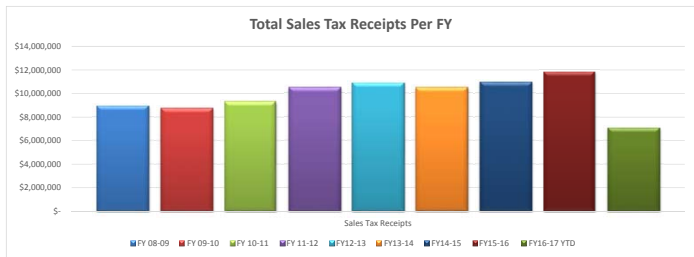
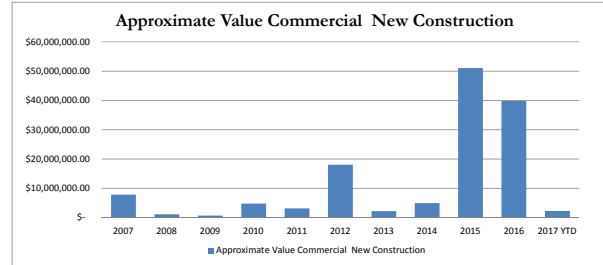
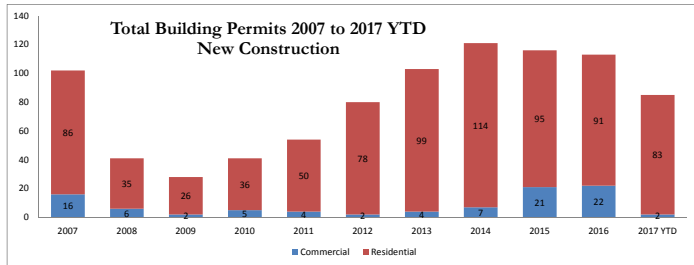


City of Vestavia Hills Monthly Growth Dashboard

Sales Tax

Building Permits

as of April 30, 2017



Grand Total	\$	740,910.16	\$	935,572.47	\$	936,023.52	\$	989,150.45	\$	788,970.37	\$	811,892.37	\$	867,569.43	\$	882,980.87	\$	917,874.79	\$	850,165.71	\$	890,744.70	\$	840,691.66	\$	10,452,546.50
-------------	----	------------	----	------------	----	------------	----	------------	----	------------	----	------------	----	------------	----	------------	----	------------	----	------------	----	------------	----	------------	----	---------------