

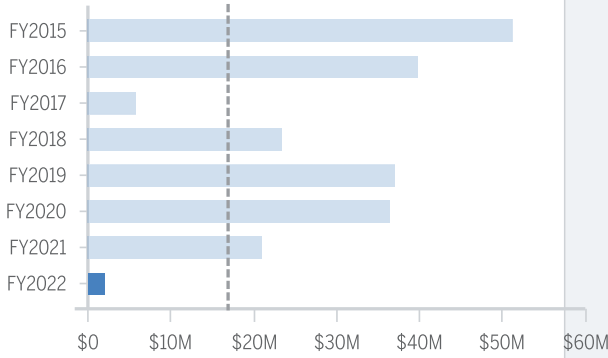
Economic Growth Dashboard

Key Metrics Measuring City Economic Trends

Value of Commercial New Construction

NEEDS FOCUS Target Greater than or equal to 17,000,000

Data Updated today



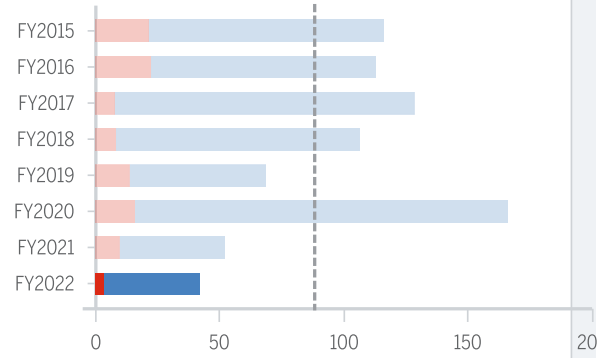
\$1,935,066.47

Value of Commercial New Construction in FY2022

Quantity of Permits - New Construction 2015 to Present

NEEDS FOCUS Target Greater than or equal to 88

Data Updated today



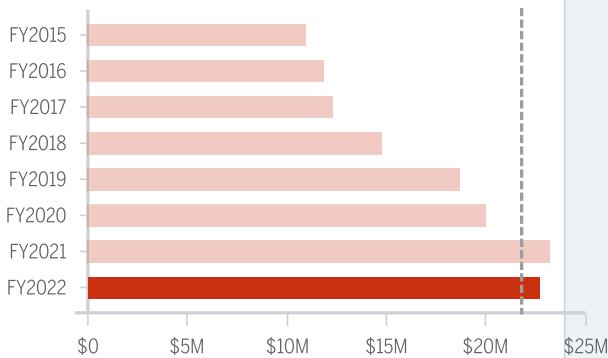
42

Permit Type in FY2022

Sales Tax Comparisons by Fiscal Year thru 7-22

BUDGET TARG... Target Greater than or equal to 21,783,737

Data Updated today



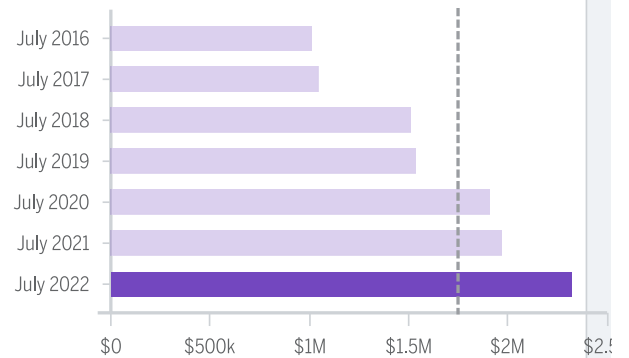
\$22,698,286.03

Amount in FY2022

Historical Sales Taxes Collected for July thru 2022

ON TARGET -... Target Greater than or equal to 1,750,623

Data Updated today

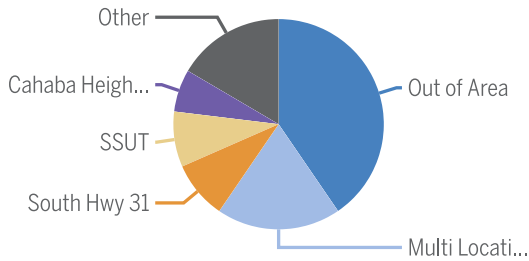


\$2,321,837.09

Amount in July 2022

Sales Taxes by Trade Area - FY 2022

Data Updated 4 weeks ago

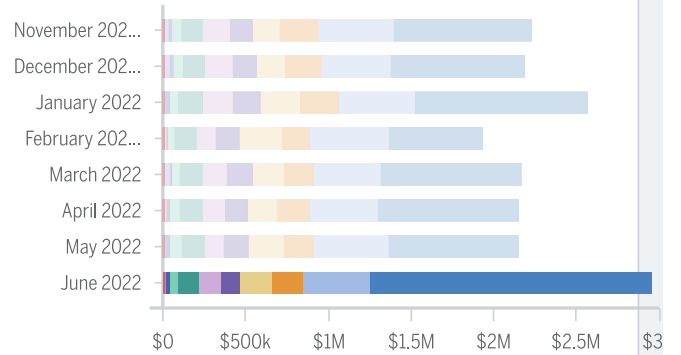


\$20,376,448.94

Trade Area from FY2022

Sales Taxes by Trade Area - Current FY

Data Updated 4 weeks ago



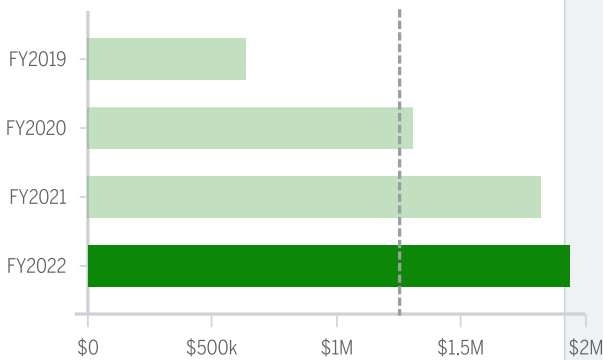
\$2,954,551.13

Trade Area in June 2022

SSUT Received per Fiscal Year

ON TARGET Target Greater than or equal to 1,251,000

Data Updated today

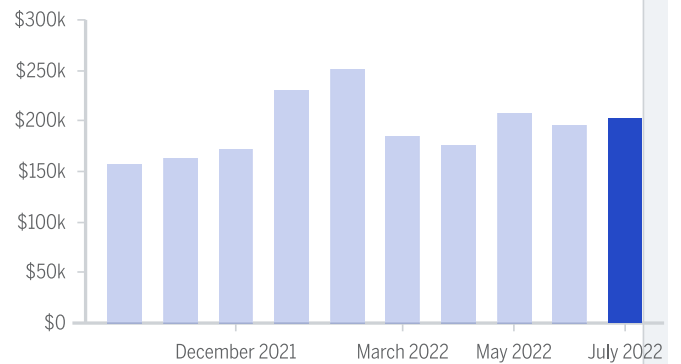


\$1,936,487.12

SSUT Received in FY2022

SSUT - Current Fiscal Year Receipts

Data Updated today



\$201,435.09

SSUT Received in July 2022

Percentage Change by Month- CPI v Sales Tax

Data Updated today

