

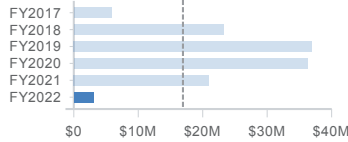
Economic Growth Dashboard

Full Monthly Metrics

Value of Commercial New Construction

thru 8-31-2022 v2

NEEDS FOCUS Target Greater than or equa...

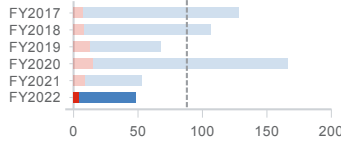


\$3,098,629.47

Value of Commercial New Construction in FY2022

Qty of Permits - New Construction

NEEDS FOCUS Target Greater than or equa...



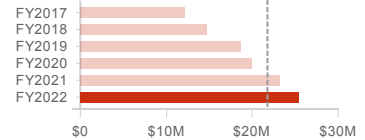
48

Permit Type in FY2022

Sales Tax Comparisons by Fiscal Year thru 8-22

Data Updated thru 8-31-22 v3

BUDGET TARG... Target Greater than or eq...



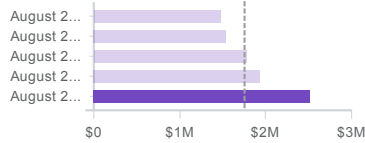
\$25,342,937.35

Amount in FY2022

Historical Sales Taxes Collected for August thru 2022

v3

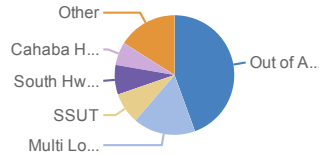
ON TARGET Target Greater than or equa...



\$2,512,459.44

Amount in August 2022

Sales Taxes Collected by Trade Area

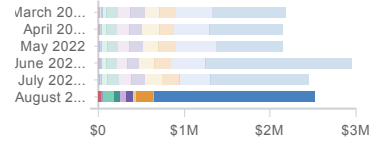


\$25,342,937.35

Trade Area in 2022

Sales Taxes by Trade Area - Current FY

Monthly thru 8/22

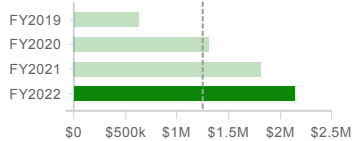


\$2,512,459.44

Trade Area in August 2022

SSUT Received per Fiscal Year thru 8-31-22

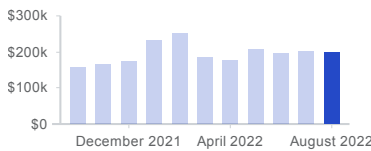
ON TARGET Target Greater than or equal to...



\$2,134,316.48

SSUT Received in FY2022

SSUT - Current Fiscal Year Receipts



\$197,829.36

SSUT Received in August 2022

Percentage Change by Month- CPI v Sales Tax

thru August 2022

