

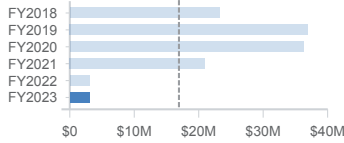
Economic Growth Dashboard

Full Monthly Metrics

Value of Commercial New Construction

thru 11-30-2022 v3

NEEDS FOCUS Target Greater than or equal...

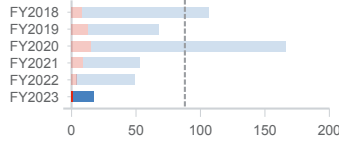


\$3,000,000.00

Value of Commercial New Construction in FY2023

Qty of Permits - New Construction

NEEDS FOCUS Target Greater than or equal...



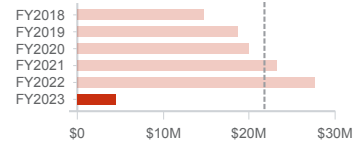
17

Permit Type in FY2023

Sales Tax Comparisons by Fiscal Year thru 11-22

Data Updated thru 11-30-22 v3

BUDGET TARG... Target Greater than or equ...



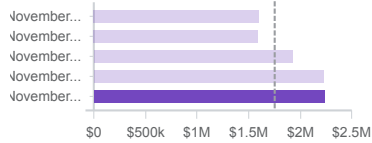
\$4,514,179.31

Amount in FY2023

Historical Sales Taxes Collected for November thru 2022

By Fiscal Year thru 2023

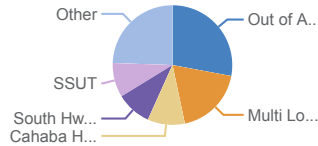
ON TARGET -... Target Greater than or equal...



\$2,239,233.25

Amount in November 2022

FY 2023 Sales Tax by Trade Area

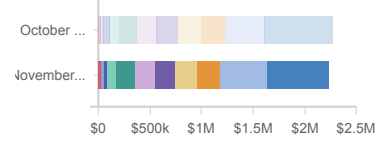


\$4,514,179.31

Trade Area in 2023

Sales Taxes by Trade Area - Current FY

Monthly thru 10/22

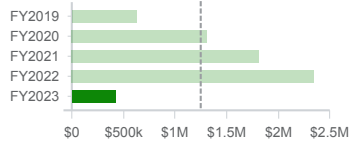


\$2,239,233.25

Trade Area in November 2022

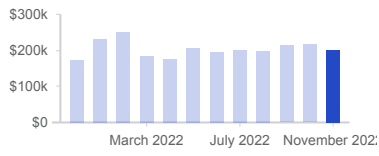
SSUT Received per Fiscal Year thru 11-30-22

NEEDS FOCUS Target Greater than or equal...



\$419,381.34
SSUT Received in FY2023

SSUT - Monthly Trend



\$201,720.57
SSUT Received in November 2022

Percentage Change by Month- CPI v Sales Tax

thru Nov 2022

