

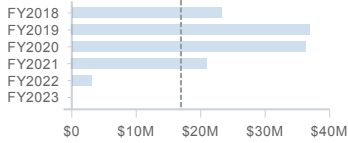
# Economic Growth Dashboard

Full Monthly Metrics

## Value of Commercial New Construction

thru 10-31-2022 v2

**NEEDS FOCUS** Target Greater than or equa...

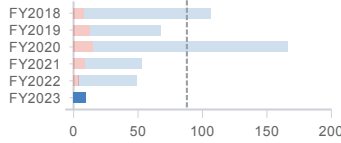


**\$0.00**

Value of Commercial New Construction in FY2023

## Qty of Permits - New Construction

**NEEDS FOCUS** Target Greater than or equa...



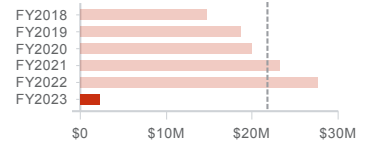
**10**

Permit Type in FY2023

## Sales Tax Comparisons by Fiscal Year thru 10-22

Data Updated thru 10-31-22 v3

**BUDGET TARG...** Target Greater than or eq...

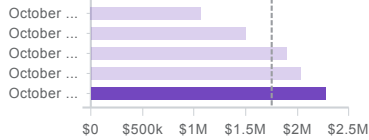


**\$2,274,946.06**

Amount in FY2023

## Historical Sales Taxes Collected for October thru 2022

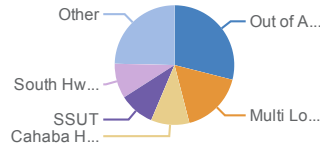
**ON TARGET -...** Target Greater than or equa...



**\$2,274,946.06**

Amount in October 2022

## FY 2023 Sales Tax by Trade Area

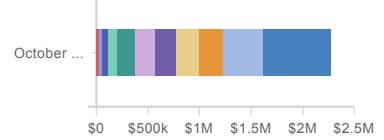


**\$2,274,946.06**

Trade Area in 2023

## Sales Taxes by Trade Area - Current FY

Monthly thru 10/22

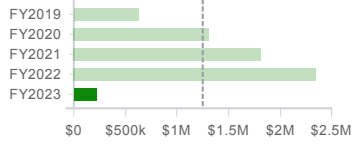


**\$2,274,946.06**

Trade Area in October 2022

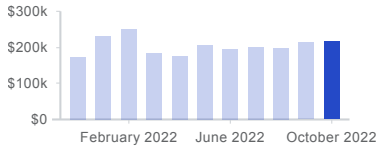
### SSUT Received per Fiscal Year thru 10-31-22

**NEEDS FOCUS** Target Greater than or equa...



**\$217,660.77**  
SSUT Received in FY2023

### SSUT - Monthly Trend



**\$217,660.77**

SSUT Received in October 2022

### Percentage Change by Month- CPI v Sales Tax

thru Oct 2022

