

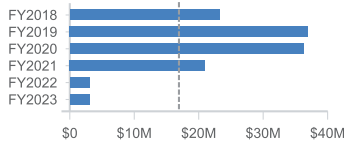
Economic Growth Dashboard

Full Monthly Metrics

Value of Commercial New Construction

thru 12-31-2022 v3

NEEDS FOCUS Target Greater than or equal...

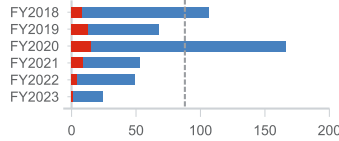


\$3,000,000.00

Value of Commercial New Construction in FY2023

Qty of Permits - New Construction

NEEDS FOCUS Target Greater than or equal...



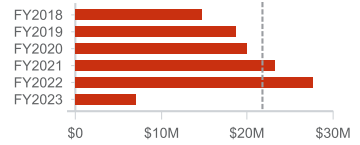
24

Permit Type in FY2023

Sales Tax Comparisons by Fiscal Year thru 12-22

Data Updated thru 12-31-22 v3

BUDGET TARG... Target Greater than or equ...



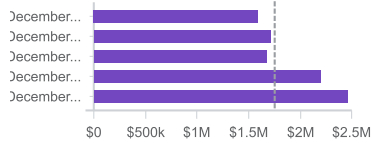
\$6,975,138.15

Amount in FY2023

Historical Sales Taxes Collected for December thru 2022

By Fiscal Year thru 2023

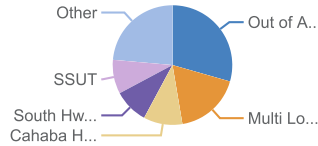
ON TARGET -... Target Greater than or equal...



\$2,460,958.84

Amount in December 2022

FY 2023 Sales Tax by Trade Area

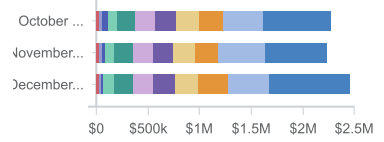


\$6,975,138.15

Trade Area in 2023

Sales Taxes by Trade Area - Current FY

Monthly thru 12/22

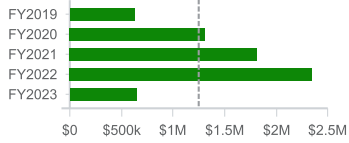


\$2,460,958.84

Trade Area in December 2022

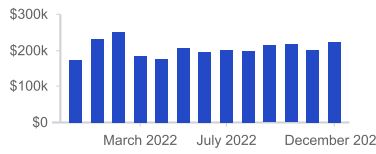
SSUT Received per Fiscal Year thru 12-31-22

NEEDS FOCUS Target Greater than or equal...



\$641,228.47
SSUT Received in FY2023

SSUT - Monthly Trend



\$221,847.13
SSUT Received in December 2022

Percentage Change by Month- CPI v Sales Tax

thru Dec 2022

