

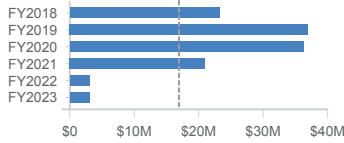
Economic Growth Dashboard

Full Monthly Metrics

Value of Commercial New Construction

thru 1-31-2023 v3

NEEDS FOCUS Target Greater than or equal...

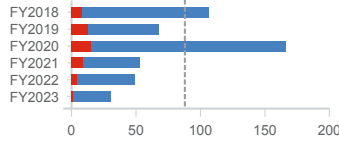


\$3,000,000.00

Value of Commercial New Construction in FY2023

Qty of Permits - New Construction

NEEDS FOCUS Target Greater than or equal...



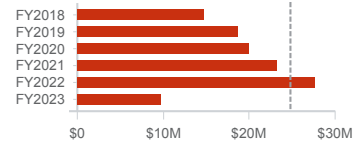
31

Permit Type in FY2023

Sales Tax Comparisons by Fiscal Year thru 1-23

Data Updated thru 1-31-23 v3

BUDGET TARG... Target Greater than or equ...



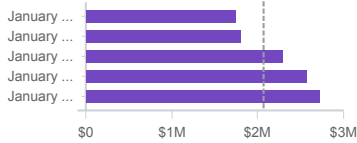
\$9,696,401.86

Amount in FY2023

Historical Sales Taxes Collected for January thru 2023

By Fiscal Year thru 2023

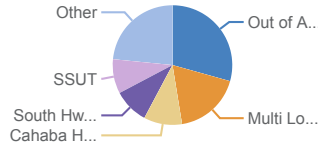
ON TARGET -... Target Greater than or equal...



\$2,721,263.71

Amount in January 2023

FY 2023 Sales Tax by Trade Area

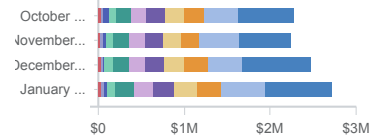


\$9,696,401.86

Trade Area in 2023

Sales Taxes by Trade Area - Current FY

Monthly thru 1/23

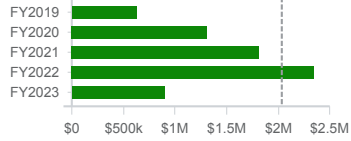


\$2,721,263.71

Trade Area in January 2023

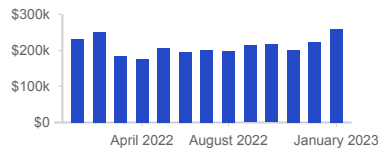
SSUT Received per Fiscal Year thru 1-31-23

NEEDS FOCUS Target Greater than or equal...



\$900,633.09
SSUT Received in FY2023

SSUT - Monthly Trend



\$259,404.62
SSUT Received in January 2023

Percentage Change by Month- CPI v Sales Tax

thru Jan 2023

