

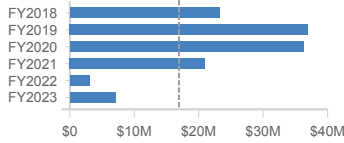
Economic Growth Dashboard

Full Monthly Metrics

Value of Commercial New Construction

thru 2-28-2023 v3

NEEDS FOCUS Target Greater than or equal...

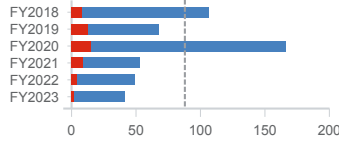


\$7,100,000.00

Value of Commercial New Construction in FY2023

Qty of Permits - New Construction

NEEDS FOCUS Target Greater than or equal...



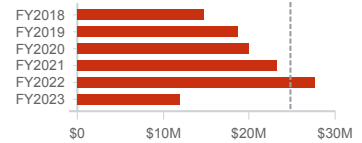
41

Permit Type in FY2023

Sales Tax Comparisons by Fiscal Year thru 1-23

Data Updated thru 2-28-23 v3

BUDGET TARG... Target Greater than or equ...



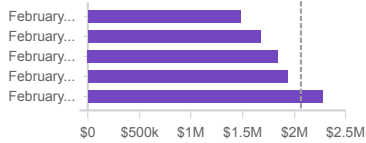
\$11,976,838.52

Amount in FY2023

Historical Sales Taxes Collected for February thru 2023

By Fiscal Year thru 2023

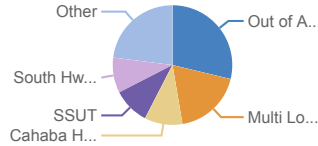
ON TARGET -... Target Greater than or equal...



\$2,280,436.66

Amount in February 2023

FY 2023 Sales Tax by Trade Area

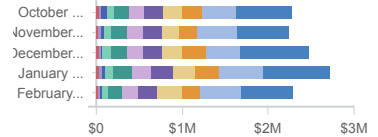


\$11,976,838.52

Trade Area in 2023

Sales Taxes by Trade Area - Current FY

Monthly thru 2/23

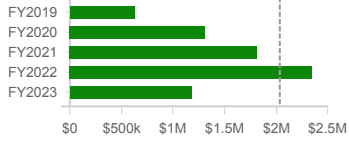


\$2,280,436.66

Trade Area in February 2023

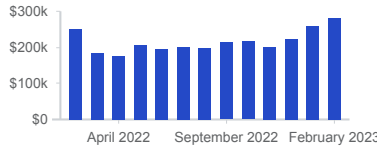
SSUT Received per Fiscal Year thru 2-28-23

NEEDS FOCUS Target Greater than or equal...



\$1,183,698.55
SSUT Received in FY2023

SSUT - Monthly Trend



\$283,065.46
SSUT Received in February 2023

Percentage Change by Month- CPI v Sales Tax

thru Feb 2023

