

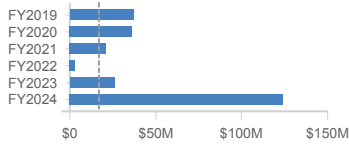
Economic Growth Dashboard

Full Monthly Metrics

Value of Commercial New Construction

thru January 2024

ON TARGET Target Greater than or equal to ...



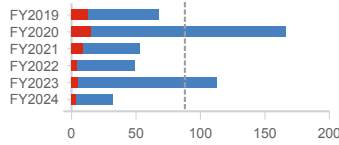
\$124,000,000.00

Value of Commercial New Construction in FY2024

Qty of Permits - New Construction

thru January 2024

NEEDS FOCUS Target Greater than or equal...



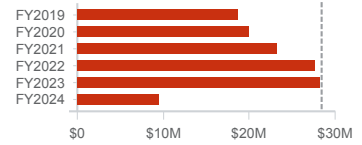
32

Permit Type in FY2024

Sales Tax Comparisons by Fiscal Year

thru January 2024

BUDGET TARG... Target Greater than or equ...

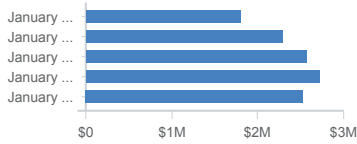


\$9,421,038.37

Amount in FY2024

Sales Tax Comparisons by Month

January 2024

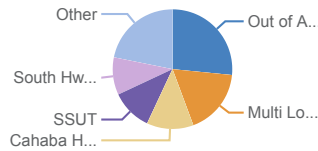


\$2,522,996.22

Amount in January 2024

FY 2024 Sales Tax by Trade Area

thru January 2024

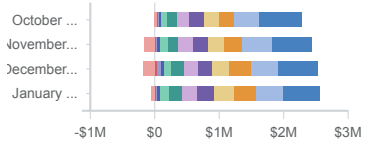


\$9,421,038.37

Trade Area in 2024

Sales Taxes by Trade Area - Monthly

thru January 2024



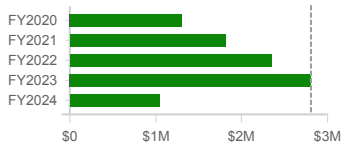
\$2,522,996.22

Trade Area in January 2024

SSUT Received per FY

thru January 2024

NEEDS FOCUS Target Greater than or equal...

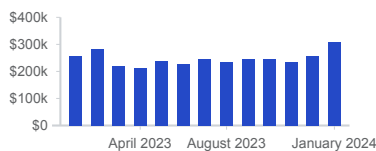


\$1,042,626.90

SSUT Received in FY2024

SSUT - Monthly Trend

January 2024



\$306,869.68

SSUT Received in January 2024

Percentage Change by Month- CPI v Sales Tax

thru January 2024

