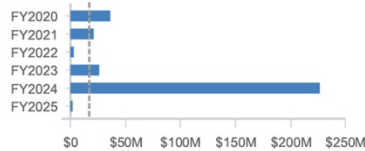


Economic Growth Dashboard

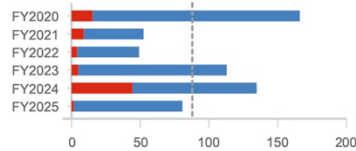
Full Monthly Metrics as of May 2025

Value of Commercial New Construction

NEEDS FOCUS Target Greater than or equal to ...**\$1,597,888.95**

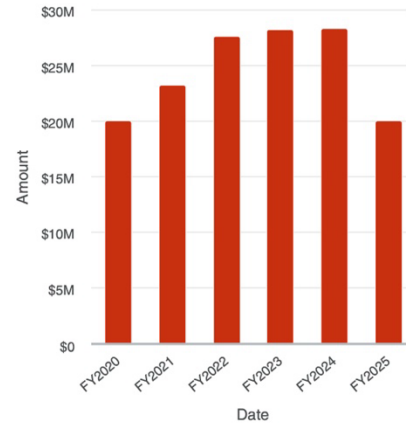
Value of Commercial New Construction in FY2025

Qty of Permits - New Construction

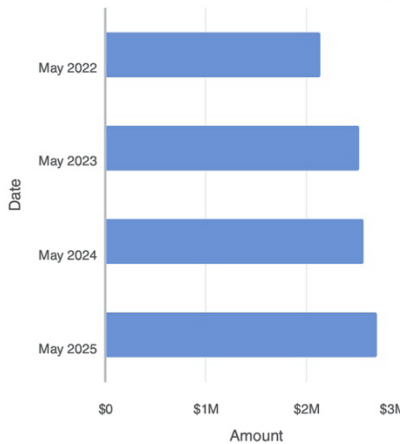
NEEDS FOCUS Target Greater than or equal to 88**81**

Permit Type in FY2025

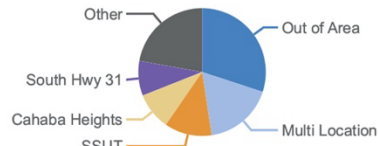
Sales Tax Comparisons by Fiscal Year



Sales Tax Comparisons by Month

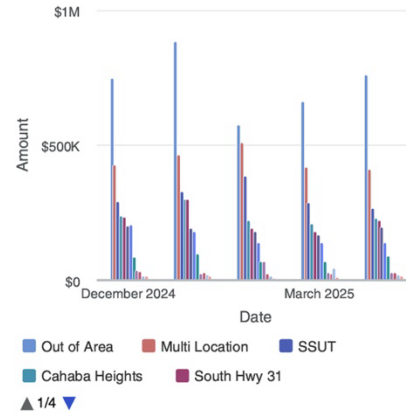


Sales Taxes by Trade Area - FY 2025

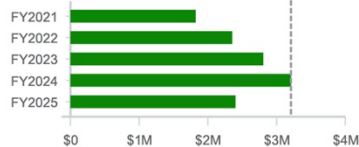
**\$20,022,574.78**

Trade Area from FY2025

Sales Taxes by Trade Area - Last Five Months

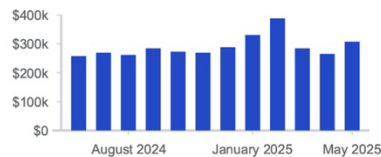


SSUT Received per Fiscal Year

NEEDS FOCUS Target Greater than or equal to ...**\$2,406,931.23**

SSUT Received in FY2025

SSUT - Monthly Trend

**\$307,512.43**

SSUT Received in May 2025

Percentage Change by Month- CPI v Sales Tax

