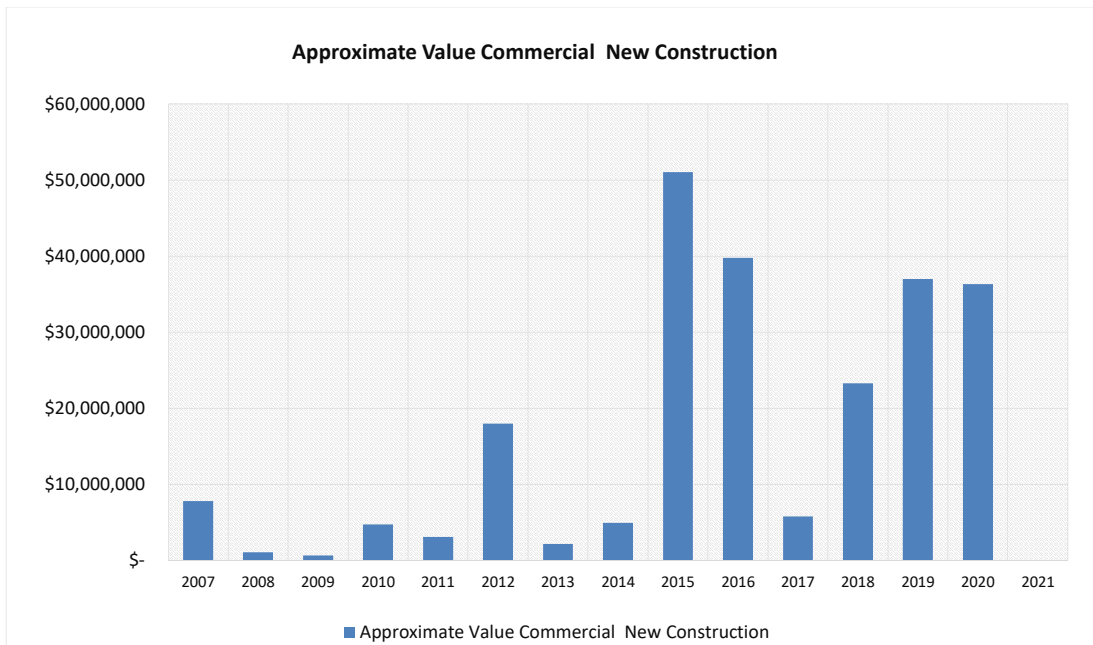
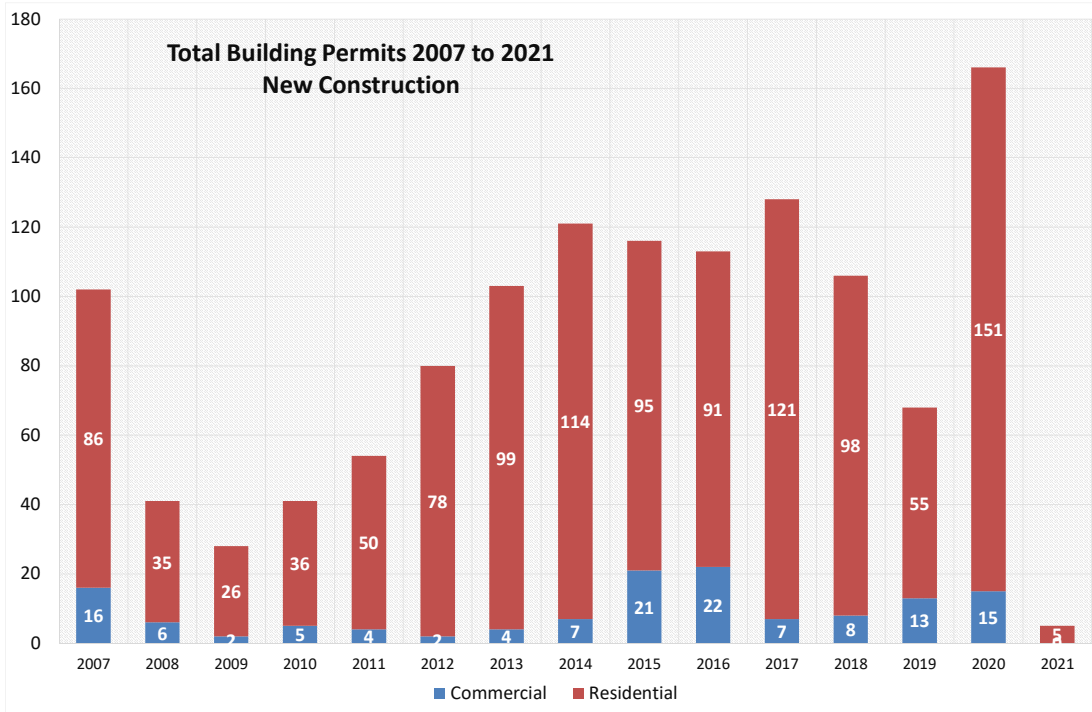


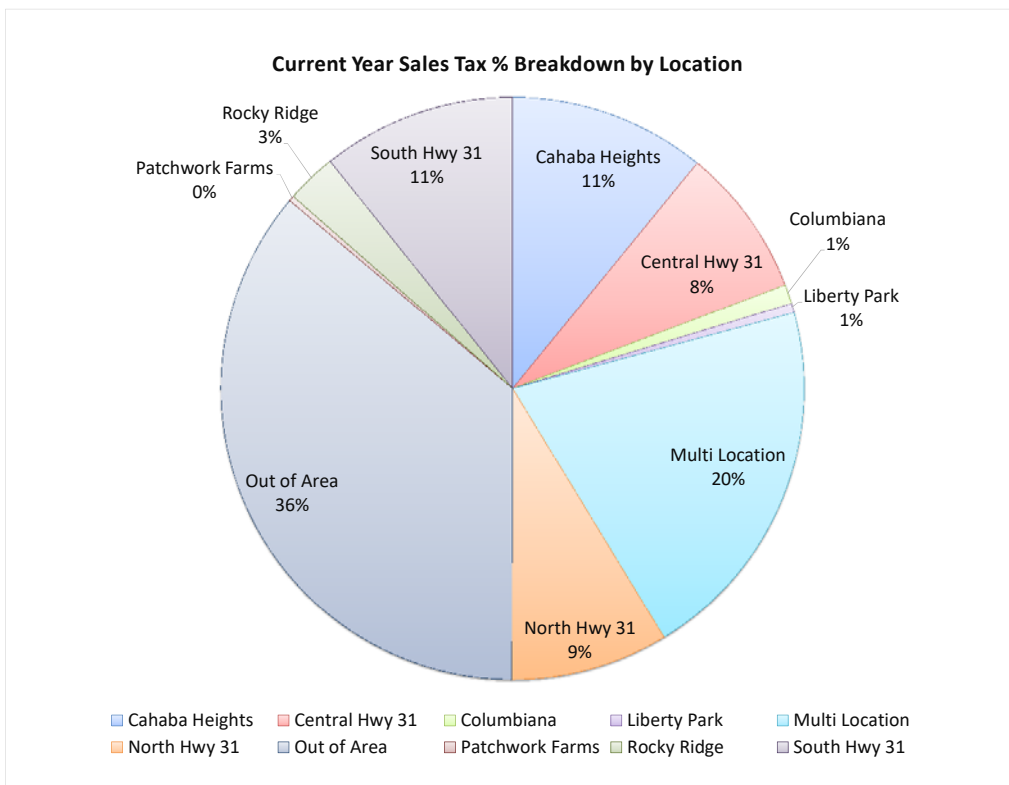
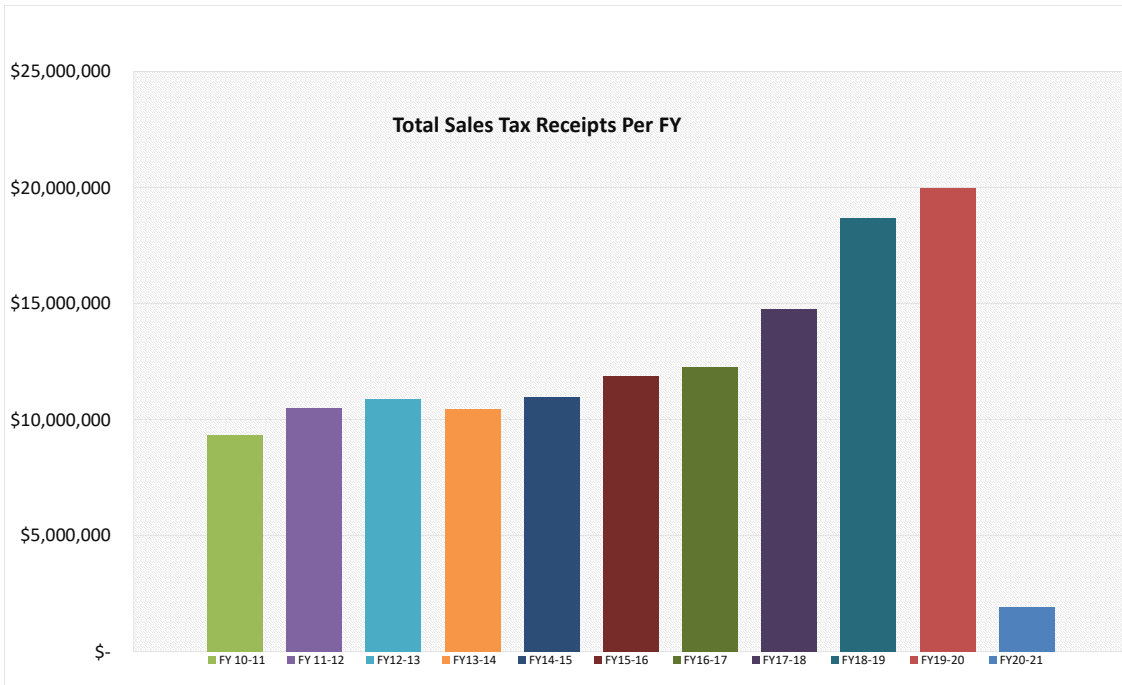


City of Vestavia Hills Monthly Growth Dashboard
Sales Tax & Building Permits
 as of October 31, 2020



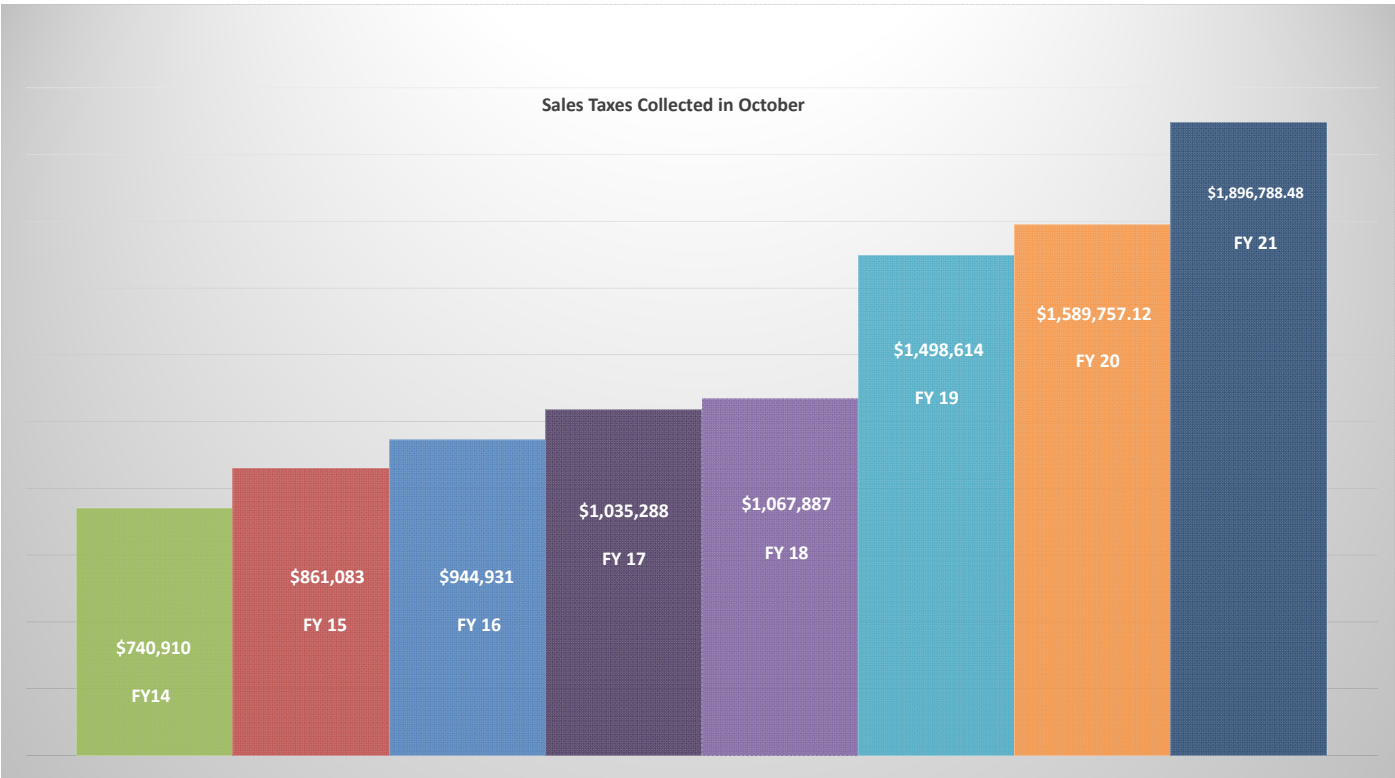
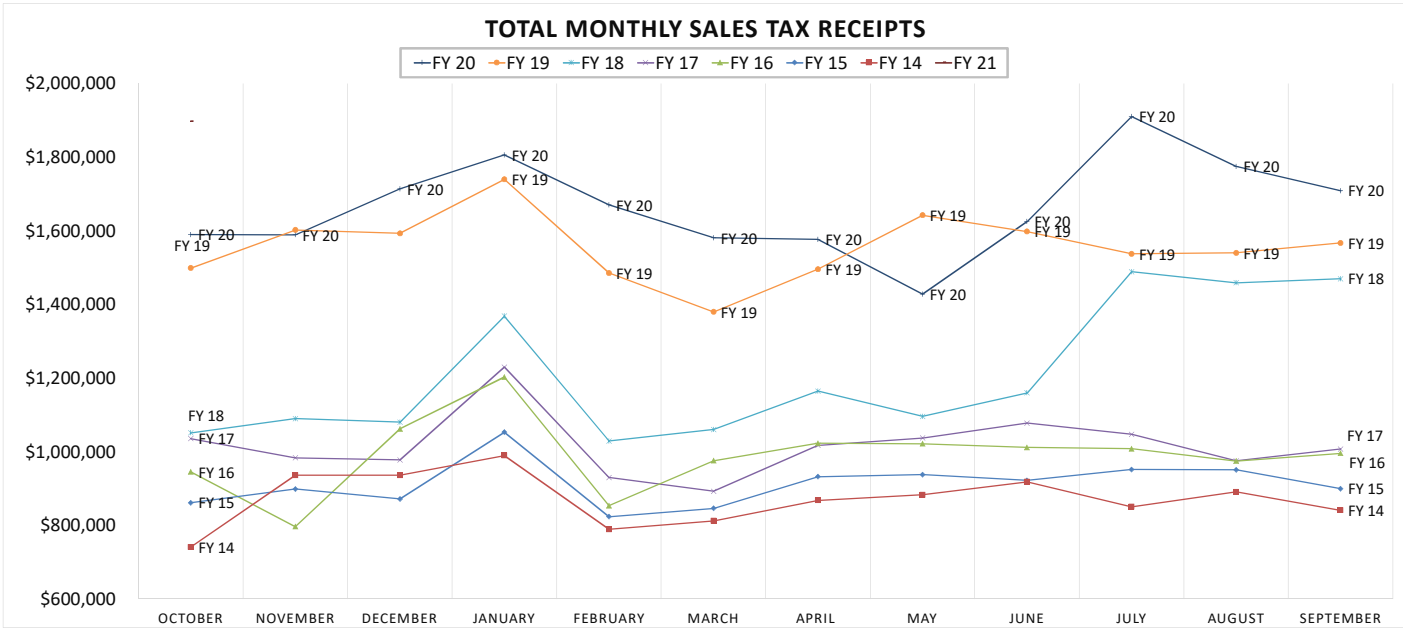


City of Vestavia Hills Monthly Growth Dashboard
Sales Tax & Building Permits
 as of October 31, 2020

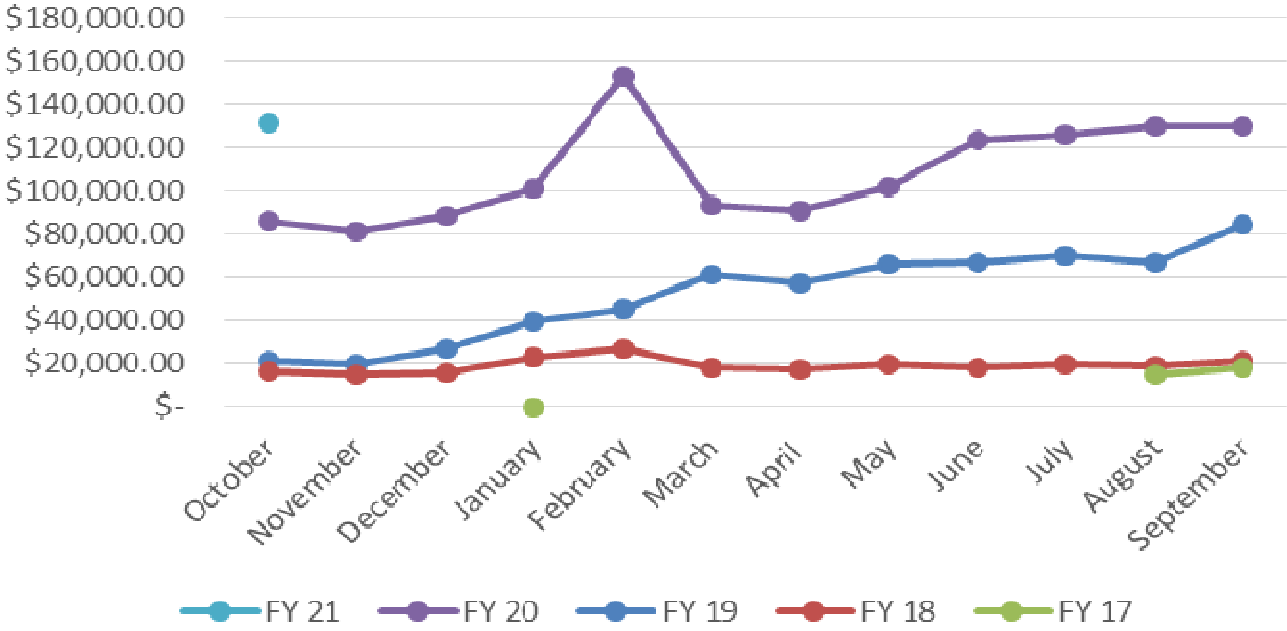




City of Vestavia Hills Monthly Growth Dashboard
Sales Tax & Building Permits
 as of October 31, 2020



SSUT Monthly Receipts



Liberty Park	\$ 14,813.89	\$ 8,425.53	\$ 12,085.75	\$ 24,170.19	\$ 14,953.03	\$ 13,614.04	\$ 8,688.21	\$ 14,003.64	\$ 12,438.89	\$ 14,437.27	\$ 12,732.09	\$ 9,951.21	\$ 160,313.74	20%
Multi Location	\$ 267,630.71	\$ 298,908.23	\$ 258,241.08	\$ 289,321.60	\$ 311,046.30	\$ 276,566.40	\$ 282,901.93	\$ 344,894.30	\$ 287,081.82	\$ 275,403.26	\$ 311,194.38	\$ 284,023.41	\$ 3,487,213.42	34%
North Hwy 31	\$ 146,417.54	\$ 143,941.70	\$ 162,649.86	\$ 200,945.65	\$ 124,003.70	\$ 142,674.82	\$ 157,496.94	\$ 171,563.34	\$ 159,348.63	\$ 147,353.62	\$ 138,623.60	\$ 143,805.15	\$ 1,838,824.55	28%
Out of Area	\$ 550,570.57	\$ 564,113.83	\$ 590,788.76	\$ 556,877.44	\$ 520,329.03	\$ 426,463.10	\$ 481,099.90	\$ 516,004.58	\$ 544,708.47	\$ 533,978.82	\$ 533,931.75	\$ 549,001.69	\$ 6,367,867.94	22%
Patchwork Farms	\$ 10,872.50	\$ 8,758.48	\$ 9,172.20	\$ 10,210.00	\$ 10,723.63	\$ 8,706.78	\$ 12,716.92	\$ 12,108.60	\$ 11,506.48	\$ 13,278.03	\$ 15,990.46	\$ 11,060.09	\$ 135,104.17	60%
Rocky Ridge	\$ 88,094.63	\$ 78,331.99	\$ 95,096.60	\$ 101,201.03	\$ 78,510.09	\$ 59,022.01	\$ 61,521.82	\$ 71,049.09	\$ 63,407.81	\$ 60,515.99	\$ 49,792.25	\$ 53,723.82	\$ 860,267.11	1%
South Hwy 31	\$ 135,711.35	\$ 150,502.52	\$ 153,990.61	\$ 196,950.20	\$ 140,311.62	\$ 135,279.46	\$ 168,730.99	\$ 178,833.94	\$ 168,303.68	\$ 167,344.30	\$ 158,446.01	\$ 166,078.02	\$ 1,921,584.70	21%
Grand Total	\$ 1,477,540.19	\$ 1,582,097.85	\$ 1,565,937.15	\$ 1,699,844.96	\$ 1,439,829.43	\$ 1,318,449.77	\$ 1,438,133.68	\$ 1,576,209.08	\$ 1,530,955.78	\$ 1,466,725.85	\$ 1,473,091.86	\$ 1,482,006.54	\$ 18,050,831.14	24%
SSLT	\$ 21,065.23	\$ 19,982.57	\$ 27,168.93	\$ 39,869.42	\$ 43,457.63	\$ 61,175.09	\$ 37,762.47	\$ 65,950.01	\$ 66,976.82	\$ 70,453.26	\$ 66,963.50	\$ 85,031.26	\$ 627,858.19	171%
Adjusted Total	\$ 1,498,614.42	\$ 1,602,080.42	\$ 1,593,106.08	\$ 1,739,714.38	\$ 1,485,287.06	\$ 1,379,624.86	\$ 1,495,896.15	\$ 1,642,159.09	\$ 1,597,932.60	\$ 1,537,179.11	\$ 1,540,057.36	\$ 1,567,037.80	\$ 18,678,689.33	27%

Increase \$ 307,031.36
% Increase 19%

