

The city of vestavia hills, al

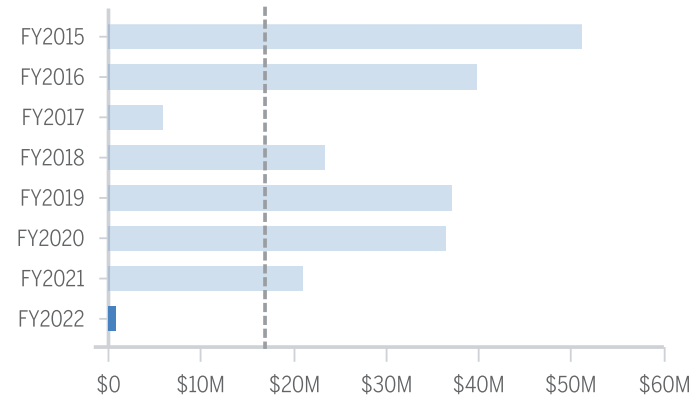
Economic Growth Dashboard

Key Metrics Measuring City Economic Trends

Value of Commercial New Construction

NEEDS FOCUS Target Greater than or equal to 17,000,000

Data Updated last week



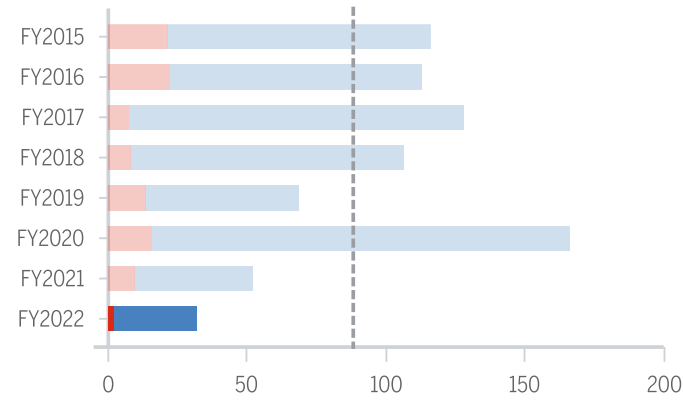
\$816,105.00

Value of Commercial New Construction in FY2022

Quantity of Permits - New Construction 2015 to Present

NEEDS FOCUS Target Greater than or equal to 88

Data Updated last week



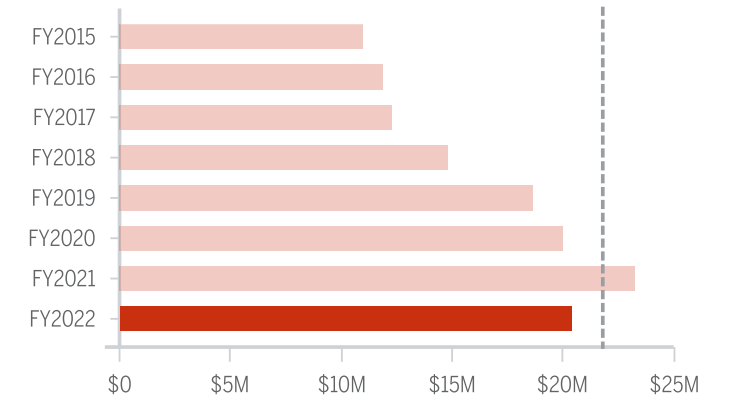
32

Permit Type in FY2022

Sales Tax Comparisons by Fiscal Year thru 6-22

BUDGET TARG... Target Greater than or equal to 21,783,737

Data Updated today



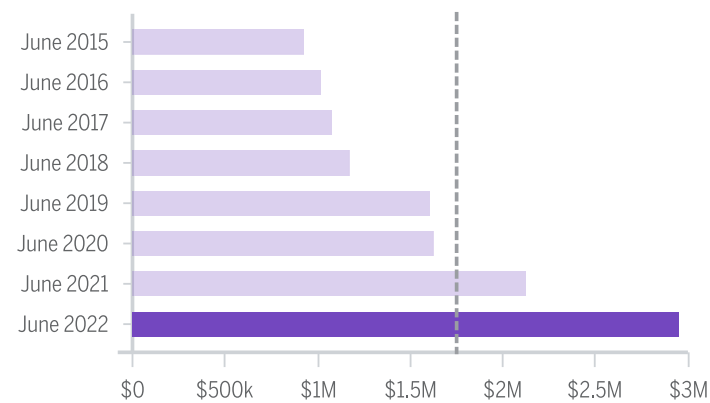
\$20,376,448.94

Amount in FY2022

Historical Sales Taxes Collected for June

ON TARGET -... Target Greater than or equal to 1,750,623

Data Updated today

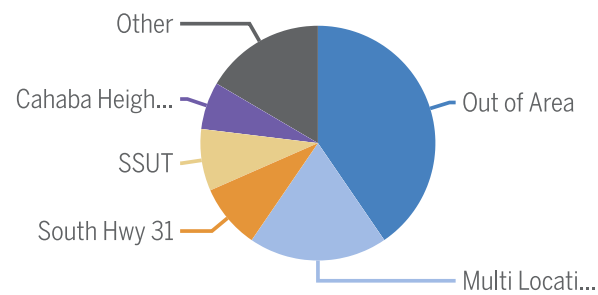


\$2,954,551.13

Amount in June 2022

Sales Taxes by Trade Area - FY 2022

Data Updated today

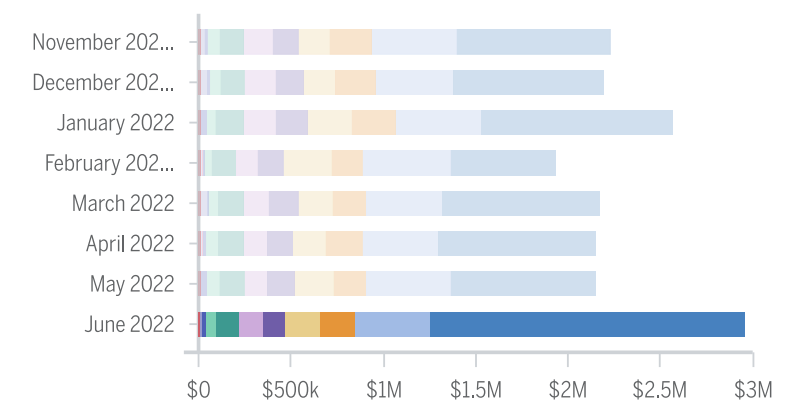


\$20,376,448.94

Trade Area from FY2022

Sales Taxes by Trade Area - Current FY

Data Updated today



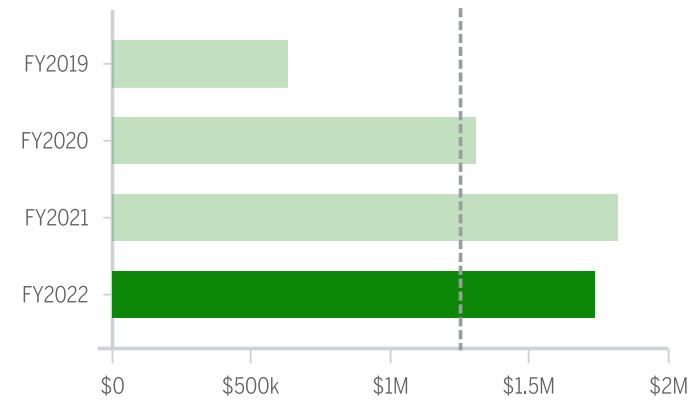
\$2,954,551.13

Trade Area in June 2022

SSUT Received per Fiscal Year

ON TARGET Target Greater than or equal to 1,251,000

Data Updated last week

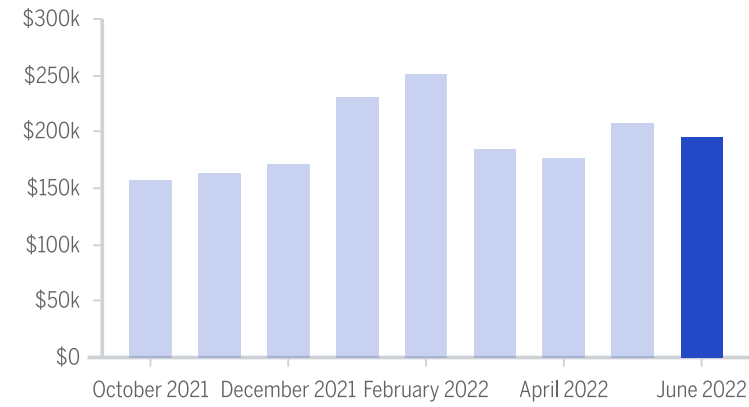


\$1,735,052.03

SSUT Received in FY2022

SSUT - Current Fiscal Year Receipts

Data Updated last week



\$195,592.91

SSUT Received in June 2022

Percentage Change by Month- CPI v Sales Tax

Data Updated 2 days ago

