

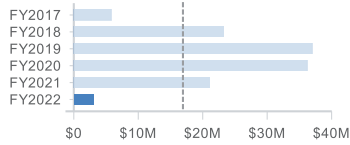
Economic Growth Dashboard

Full Monthly Metrics

Value of Commercial New Construction

thru 9-30-2022 v2

NEEDS FOCUS Target Greater than or equa...

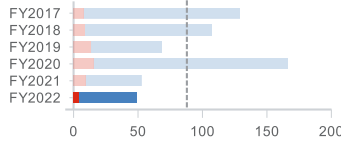


\$3,098,629.47

Value of Commercial New Construction in FY2022

Qty of Permits - New Construction

NEEDS FOCUS Target Greater than or equa...



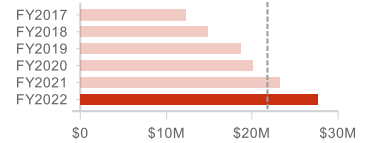
49

Permit Type in FY2022

Sales Tax Comparisons by Fiscal Year thru 9-22

Data Updated thru 9-30-22 v3

BUDGET TARG... Target Greater than or eq...

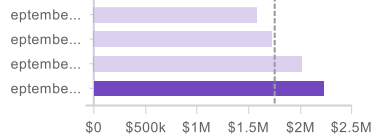


\$27,571,413.32

Amount in FY2022

Historical Sales Taxes Collected for September thru 2022

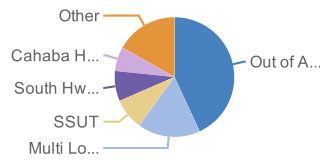
ON TARGET -... Target Greater than or equa...



\$2,228,475.97

Amount in September 2022

Sales Taxes Collected by Trade Area

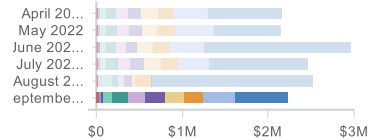


\$27,571,413.32

Trade Area in 2022

Sales Taxes by Trade Area - Current FY

Monthly thru 8/22

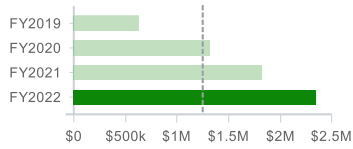


\$2,228,475.97

Trade Area in September 2022

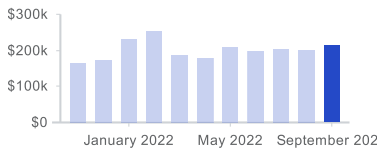
SSUT Received per Fiscal Year thru 9-30-22

ON TARGET Target Greater than or equal to...



\$2,348,413.02
SSUT Received in FY2022

SSUT - Current Fiscal Year Receipts



\$214,096.54
SSUT Received in September 2022

Percentage Change by Month- CPI v Sales Tax

thru Sept 2022

